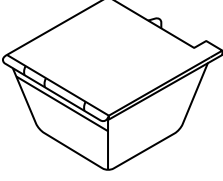

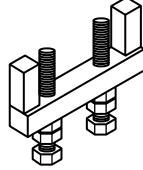
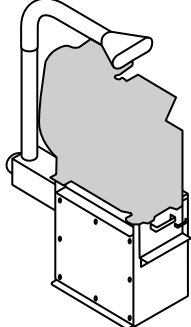
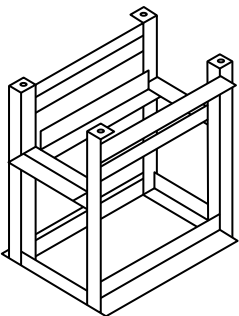
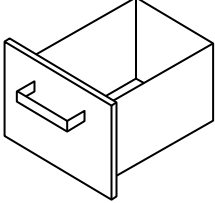
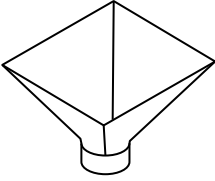


Rhino Jaw Crusher Accessories

<p>Feeding Hopper 6-1/2"(165mm) or 10-1/2"(266.7mm) High</p>	 A line drawing of a square-shaped feeding hopper with a slightly flared top edge and a flat bottom.
<p>Electrical pre-wiring with overload connection</p>	 A line drawing of a square-shaped component with a cable extending from one side, representing the electrical pre-wiring with an overload connection.
<p>Extractor (Tool to facilitate maintenance)</p>	 A line drawing of a mechanical tool consisting of a horizontal bar with several vertical supports and threaded ends, used for maintenance.
<p>Environmental Enclosure</p>	 A line drawing of a rectangular enclosure with a curved top section and a hinged door, designed for environmental protection.
<p>Stand</p>	 A line drawing of a four-legged metal stand with a rectangular frame and horizontal crossbars, used for supporting the crusher.
<p>Drawer</p>	 A line drawing of a rectangular drawer with a handle on the front, used for storage.
<p>Dust Collecting Hopper</p>	 A line drawing of a funnel-shaped dust collecting hopper with a cylindrical outlet at the bottom.